

ATWOOD
ON-DEMAND
WATER
HEATERS



Endless Hot Water



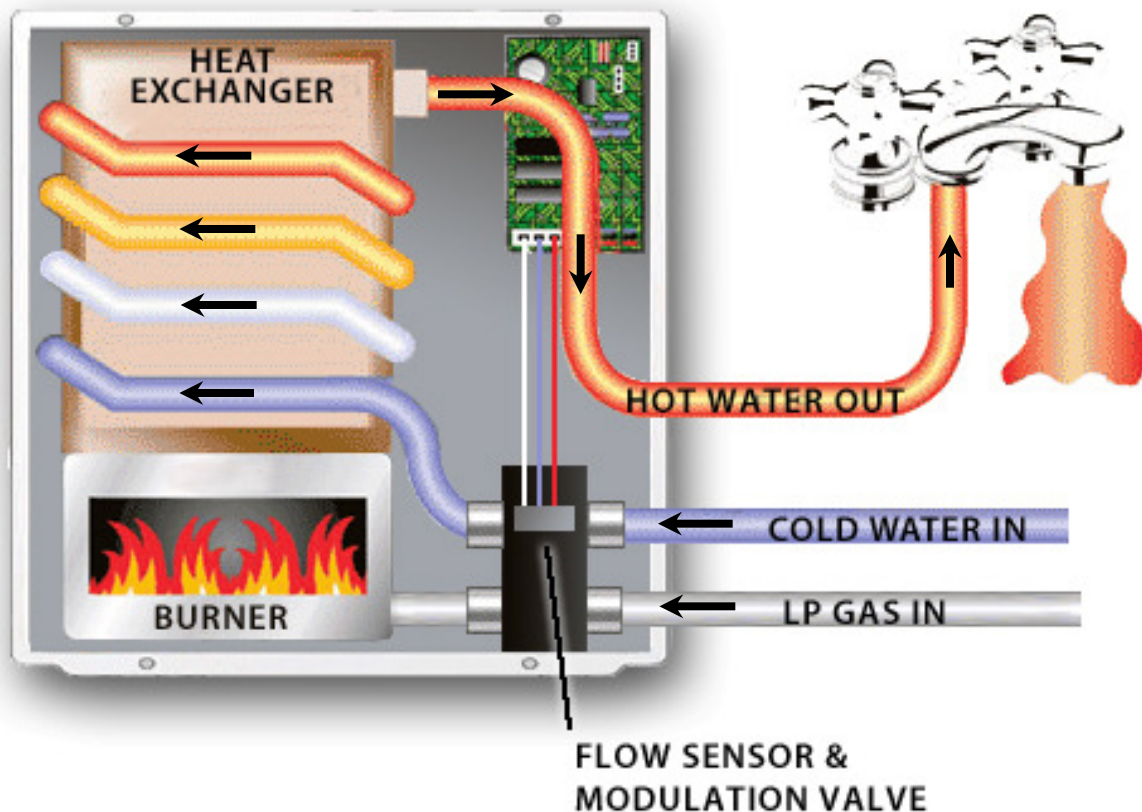
Energy Efficient



Designed to Fit



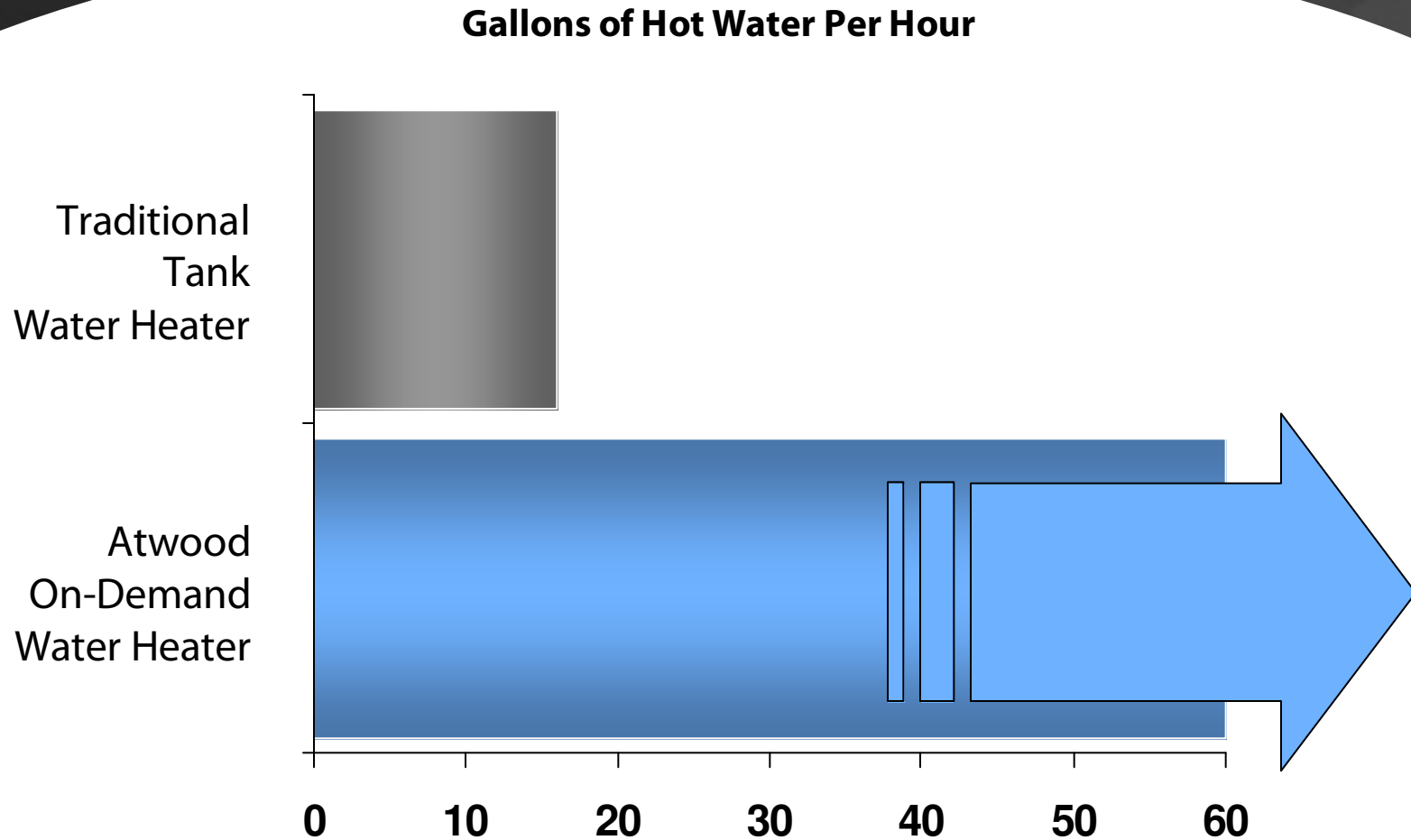
HOW ON-DEMAND WORKS



1. Hot water tap is turned on
2. Flow sensor detects flow of cold water coming in
3. The burner is automatically ignited
4. Water is instantly heated up as it circulates through the heat exchanger and out to the tap



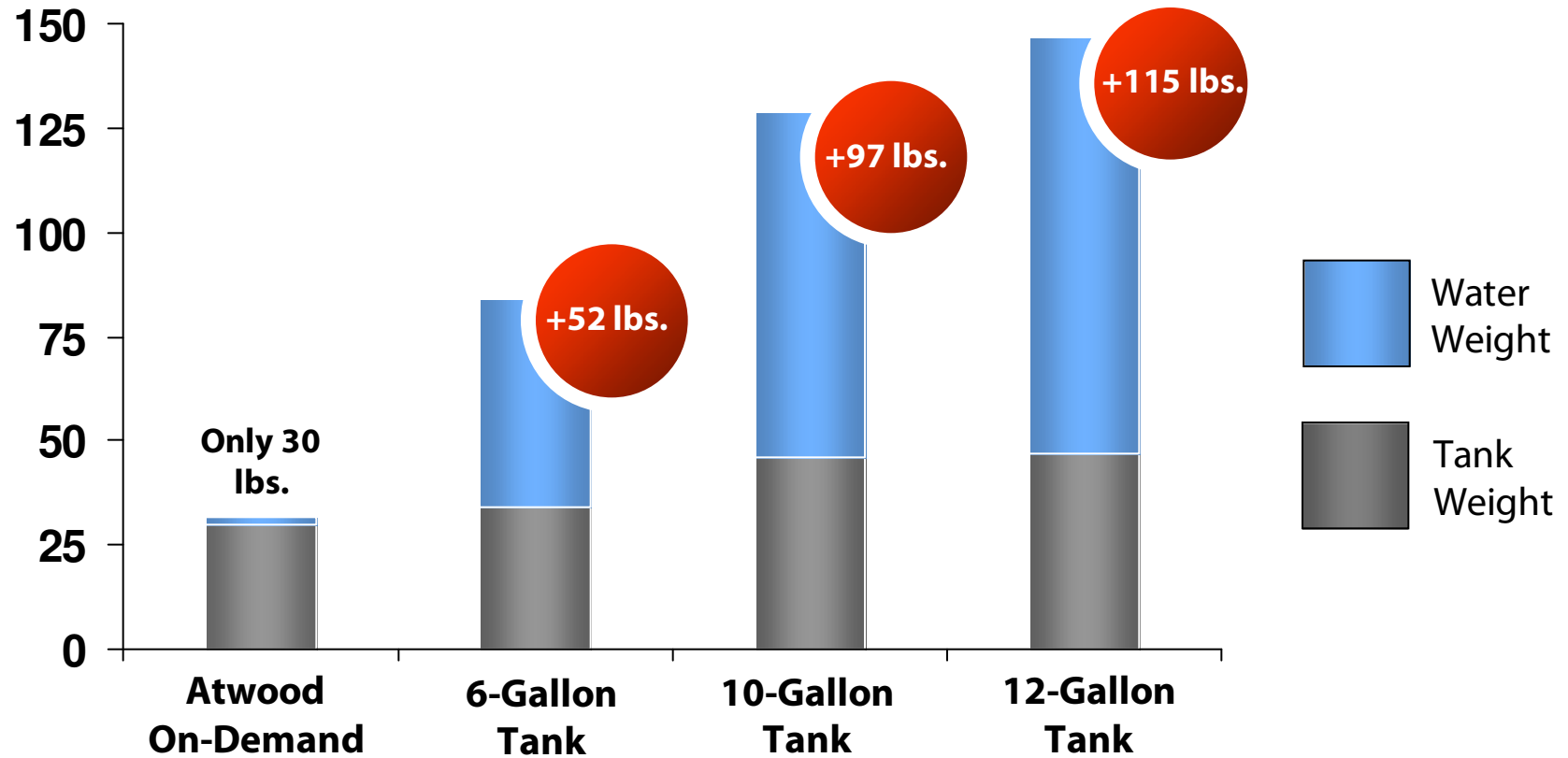
ENDLESS HOT WATER



Since Atwood's on-demand water heater instantly heats water, it can supply a constant stream of hot water that is limited only by the fresh water supply.



WEIGHT SAVINGS

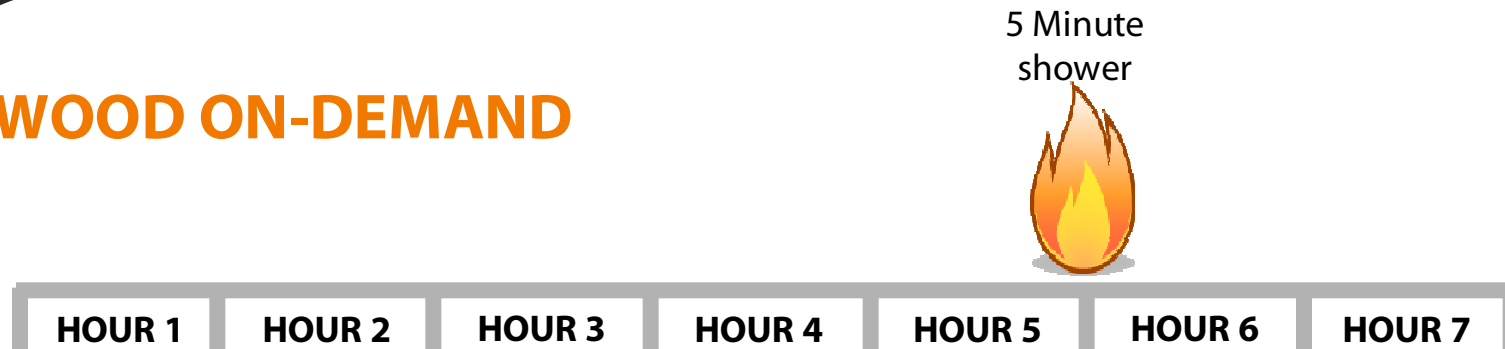


An on-demand water heater does not use a tank, thus eliminates up to 115 pounds of dead water weight.



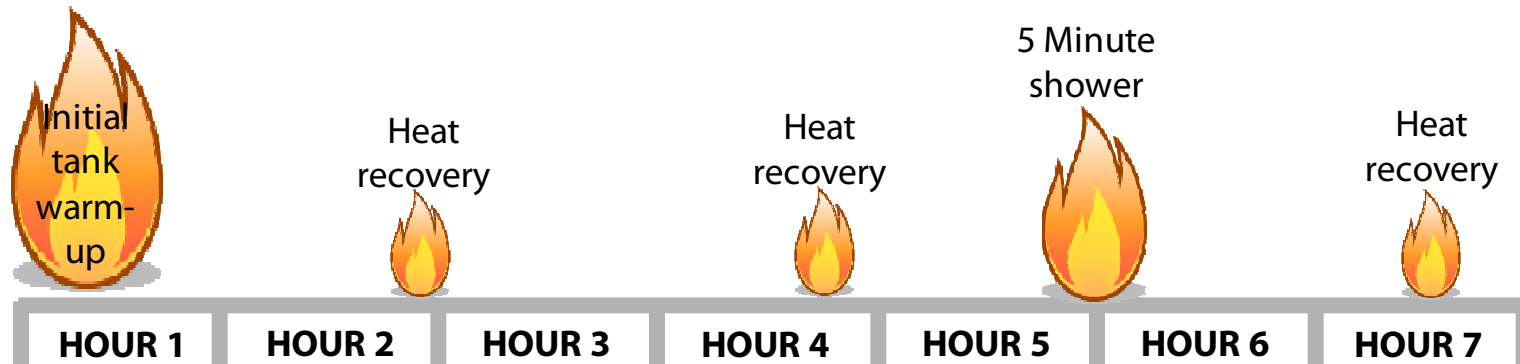
ENERGY EFFICIENT

ATWOOD ON-DEMAND



On-demand water heaters only heat water when it is needed. No wasted energy.

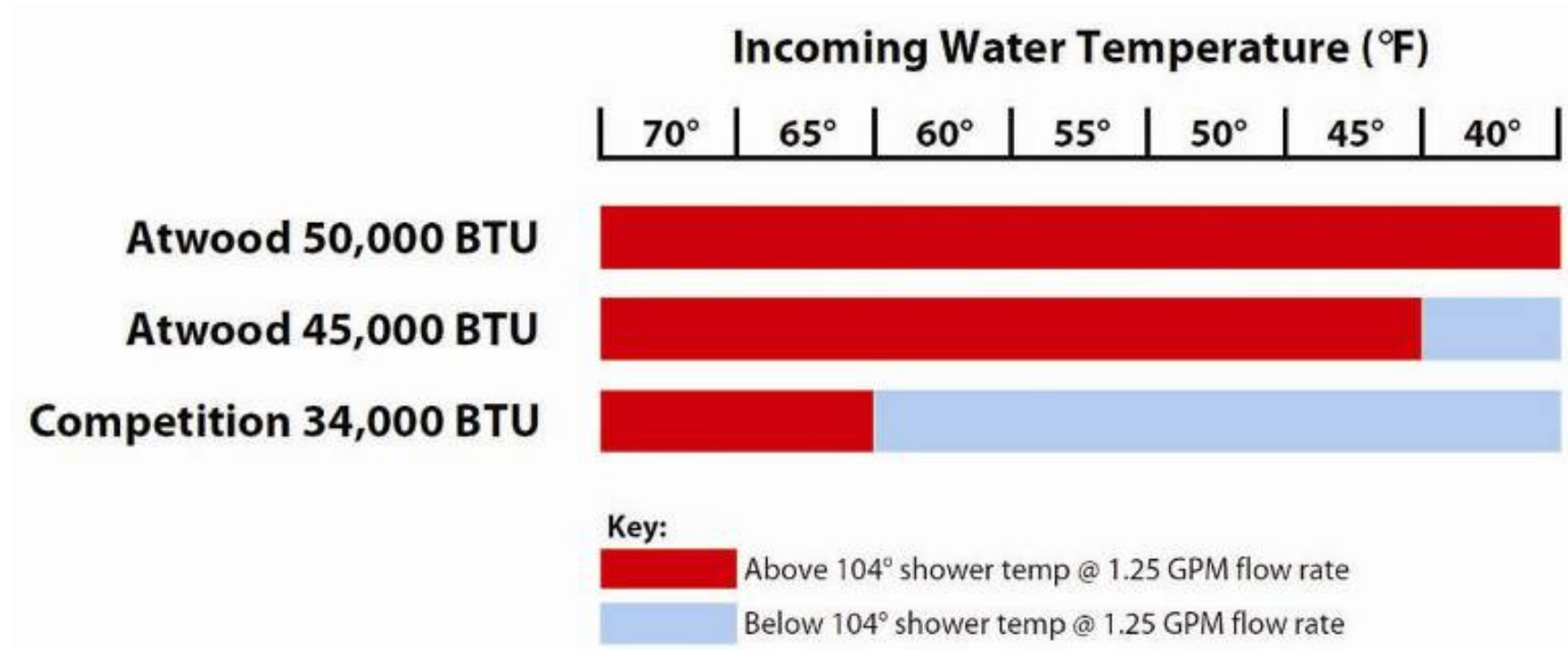
TRADITIONAL TANK



Traditional tank water heaters must turn on periodically to maintain the stored hot water temperature.




COLD WEATHER PERFORMANCE



High output burners deliver hotter water more days of the year. Just because it is cold outside doesn't mean you get a cold shower.





SIMPLE OPERATION




1. Turn on **HOT** water
2. Mix in **COLD** to reach desired temperature

BRAND X

IMPORTANT INSTRUCTIONS!

- **DO NOT TURN ON THE COLD WATER.**
- Turn on Hot Water to a Normal Flow.
- Adjust the Hot Water Flow to achieve the desired temperature.
- Gradually **DECREASE** the Hot Water Flow to **RAISE** the Hot Water Temperature. 
- Gradually **INCREASE** the Hot Water Flow to **LOWER** the Hot Water Temperature. 


TANKLESS WATER HEATER


1 866 559 1221
GIRARD PRODUCTS, LLC.
www.greenrvproducts.com




MODULATION VALVE

ATWOOD ON-DEMAND



A flow controlled valve adjusts the burner input from 16,000 - 45,000/50,000 BTUs based on water flow rate (The slower the flow, the less heat that is needed). This provides for optimal operating efficiency.

BRAND X ON-DEMAND




2 settings only at 27,000 and 34,000 BTUs. Results in not enough power on cold days and wasted energy on hot days.



ONE SIZE FITS ALL

Adapter plate
required for
10-gallon (or larger)
water heater
openings only



2-5/8" wide
flange

Fits 12.5" to 16" width

Wide side flanges and an adapter plate allow Atwood's On-Demand to easily fit the rough opening for all other brands of RV water heaters.



BENEFITS OF ATWOOD ON-DEMAND

- **Performance** – Class leading 45 and 50k BTU high output burners deliver more hot water, more days of the year.
- **Operation** – No customer training needed. Turn on HOT and add cold to get desired temperature. Just like home.
- **Continuous hot water** – No more RV showers. Hot water is only limited by the fresh water supply.
- **Save weight** - No tank saves up to 100 lbs. of unnecessary water weight.
- **Energy efficient** - Only uses energy when hot water is demanded.
- **One size fits all** – Designed to easily fit the rough opening for any brand of RV water heater.



ATWOOD
ON-DEMAND
WATER
HEATERS

