



JUMP STARTER 44



OWNER'S MANUAL

TABLE OF CONTENTS

Overview	3-4
Getting to Know Weego 44	5
Specs	6
Hook & Lanyard	6
Charge Up Your Weego 44	7
Powering On/Off	7
Jump Starting	8
Before You Jump	8
Jump Starting Your Engine	9
Understanding Your Smarty Clamps™	10
Troubleshooting	11-12
Engine Compatibility	12-13
Lighting	13
USB & Laptop Charging	14
Powering 12V Accessories	15
Optional Accessories	15
Important Safety Information	16
Weego 44 Optimal Temperature Ranges	17
Crazy Long 18-Month Warranty	18-19

WEEGO CUSTOMER SUPPORT

We are dedicated to providing the best possible service. To reach Weego Customer Support, visit myweego.com/support or email support@myweego.com.

OVERVIEW

Thank you for choosing Weego Jump Starter 44! This product was developed to be powerful, durable, versatile, and to make jump starting more safe & simple than ever before. Weego 44 features improved charging and lighting functions, and a water-resistant design for more extreme environments. We're also debuting our new jump starter **Smarty Clamps™** which have advanced safety protections and an easy-to-use design. Please read all instructions carefully and keep this manual for easy reference.

POWERFUL

- Starts Gas Engines up to 6.4L & Diesel Engines up to 3.2L



DURABLE

- Surf 'N Turf - IP65 Rated for water, dust & dirt resistance
- Only loses 2% of charge per month
- Over 1000 full charge cycles
- Operating temperature range: -4°F to 140°F

VERSATILE

- 500 lumen flashlight that lasts up to 14 hrs. and strobe/SOS that last up to 28 hrs. on a single charge
- **Detect-o-Matic™** USB charger automatically provides fastest charge to your phones, tablets & other portable devices
- 19 volt port for laptop charging
- 12 volt port to power accessories

SAFE & SIMPLE **Smarty Clamps™**

- Hinges for extra-wide opening & easy handling
- Clamps are powered on both sides to ensure a proper connection
- 24" long cables for easy maneuverability & access
- Smart box guides you through the jump using a series of lights & sounds

Smarty Clamps™ Have Built-In Safety Protections:

Anti-Spark *The clamps don't activate unless properly connected to a battery – this prevents sparks from occurring.*

Connection Detection *The clamps let you know when you have a good connection or they prevent you from jumping your engine if you're connected to a battery with an improper voltage.*

Power Surge *Your Weego 44 is designed to deliver 400A of power. The clamps will cut off power if your engine pulls more than the rated 400A.*

Reverse Polarity *If you connect the clamps to the wrong battery (+/-) terminals, you will be prevented from jumping your engine until it's corrected.*

Over-Heat *If your Weego 44 becomes too hot, power will be cut-off (up to 3 min.) until properly cooled.*



To protect against the elements Weego 44 is rated IP65. The IP65 standard means that your product is water-resistant and completely protected from dust and larger debris when the ports are closed.

“Resistant” is different than “proof” - with water resistance, your product can withstand condensation, water droplets, water spray, and low-pressure streams of water. This does not protect against high-pressure streams, waves, or temporary or prolonged immersion. *If moisture is present on your Weego 44 be sure to dry it off before opening any Weego 44 ports!*

GETTING TO KNOW WEEGO 44



SPECS

JUMP STARTING

Engine Size

**Up to 6.4L Gas
& 3.2L Diesel**

Voltage Compatibility

12V Only

Starting/Peak Current

200A/400A

LIGHTING

Brightness

500 Lumen Dual LED

Features

Flash/Strobe/SOS Lights

Duration

14-28 hours

CHARGING & POWERING

Detect-o-Matic™ USB 5V, 9V or 12V/2.4A

Automatically provides fastest-possible charge to your USB devices

19V Laptop Charging

19V/3.5A

12V Accessory Power

12V/10A

BATTERY

Type

Lithium-ion polymer

Capacity

41 Wh

Charge Cycles

1000

Operating Temp. Range

-4°F to 140°F



HOOK & LANYARD


Weego 44 comes with a hook and lanyard. Loop the lanyard through the post to secure your Weego 44. Hang hook from your vehicle's hood to suspend during a jump or hang in your tent to use the flashlight as a lantern when camping. There are many possibilities - whichever way you choose to Weego is entirely up to you!



CHARGE UP YOUR WEEGO 44

When you unpack your new Weego Jump Starter 44 for the first time, charge it up to 100% with either the wall or car charger provided. The chargers plug into the recharge port located at the back of the unit.


It takes 3 hours to fully charge. The power indicator lights will flash one by one while the unit is charging. A solid light indicates a completed level of charge, while a blinking light means the level is progressing. When all 5 lights are solid, the charging is complete.



Remember to recharge your Weego 44 every 6 months, even when you're not using it – it will help extend its lifespan. Weego 44 lasts for 1000 charge cycles, which will give you a good 3-5 years of active use.

POWERING ON/OFF

There's a **Power ON/OFF Button** on the back of your Weego 44. While powered "ON", the blue power button will remain illuminated. *Make sure you turn OFF your Weego 44 after every use; leaving it on slowly drains the battery.* When the unit is OFF, it will only lose about 2% charge per month.



JUMP STARTING

BEFORE YOU JUMP

- ➔ Read all instructions and safety information (see pages 16-17) prior to using this product. Improper use of this product will void your warranty and may result in product damage, excess heat, toxic fumes, fire, and other unsafe conditions for which Weego is not responsible.
- ➔ Read vehicle owner's manual first: it may have specific cautions and instructions about jumping your engine.
- ➔ This product is for use on **12V Lead-Acid** batteries only! **DO NOT** use this product on any other voltage battery, such as 6V, 24V, etc. **DO NOT** use this product on lithium-ion batteries.
- ➔ Never jump an engine in an enclosed area.
- ➔ Put your vehicle in **PARK** and engage the emergency brake (boats and powersports vehicles should be put in **NEUTRAL**).
- ➔ **TURN OFF ALL ELECTRONICS!** – air conditioner, radio, lights, etc.
- ➔ Remove any devices attached to your Weego 44.
- ➔ Never leave your Weego 44 connected to your engine's battery unless actively jumping.
- ➔ Always disconnect the **Smarty Clamps™** from your Weego 44 when not in use.



JUMP STARTING YOUR ENGINE

1. Ensure your engine is completely OFF.
2. Securely connect the **Smarty Clamps™** to your Weego 44, then power ON.
3. Attach **BLACK** clamp to your battery's negative (-) terminal, then the **RED** clamp to your battery's positive (+) terminal. Adjust your **Smarty Clamps™** to achieve MAXIMUM contact with the terminals. Poor connections will prevent you from starting your engine! *Clear off any dirt or buildup with a wire brush or a dry towel before connecting your clamps.*
4. Place your Weego 44 in a secure location or suspend using the provided hook & lanyard so it won't fall. Check your **Smarty Clamps™** lights.
5. When you have a **GREEN READY** light, start your engine. *If the engine doesn't start, turn off your vehicle and check your **Smarty Clamps™** lights.*
6. After a successful start, quickly disconnect the **Smarty Clamps™** from your Weego 44.
7. Detach the **Smarty Clamps™** from the battery.
8. You're now good to go - be sure to run your engine for at least 15 minutes before shutting it off again so it has time to recharge your battery.

If you are having issues getting your engine started, see **Troubleshooting** (pages 11-12) for further details and assistance.

UNDERSTANDING YOUR *Smarty Clamps*[™]

Your *Smarty Clamps*[™] have a “smart” box that will help guide you through a jump with both sight and sound. It will let you know when it is safe to jump or if there is an error.



● **READY** **Solid green light, no Sound**

Smarty Clamps[™] detect that you have a good connection and you are ready to jump.

●● **REVERSE +/-** **Flashing Green & Red Lights + Beeping**

You attached the *Smarty Clamps*[™] on the wrong terminals. Make sure the **BLACK** clamp is attached to the battery's **NEGATIVE (-)** terminal, and the **RED** clamp is attached to the battery's **POSITIVE (+)** terminal. If not attached properly, Weego 44 will not let you jump your engine.

●● **COOL DOWN** **Flashing Red Light + Beeping** **WAIT FOR** ●

This happens when the battery is cranked longer than the recommended 3 seconds, or if your engine is trying to pull more power than the Weego 44 is willing to provide. Detach the *Smarty Clamps*[™] and give the unit 3 minutes to cool down. Then, repeat steps 2-5 (see page 9).

● **SEE REVERSE** **Solid Red Light, No Sound**

There's a voltage incompatibility. The battery is too weak to even start OR the system voltage of your vehicle is not compatible with your Weego 44 (**for 12V vehicles ONLY**).

● **SEE REVERSE** **Solid Red Light + Beeping**

There may be an engine incompatibility issue. If the engine you're connecting to is larger than what we recommend, it will try to pull more power than your Weego 44 is able to give. If, this happens Weego 44 will prevent you from jumping your engine. Please see *Engine Compatibility* (pages 12-13), to determine if your engine size falls within the scope of Weego 44.



TROUBLESHOOTING

Visit myweego.com for FAQs and additional troubleshooting inquiries.

I can't get the *Smarty Clamps*™ green light to appear

- **Do you have a good connection?**

A poor connection between the clamps and the terminals can be the difference between a successful and failed jump. Adjust the clamps to make sure they're making maximum contact with your terminals, then try again.

- **Are your battery terminals dirty?**

Build-up on your battery terminals can prevent you from getting a stronger connection and can be the difference between a successful and failed jump. See your vehicle owner's manual for the best way to safely remove buildup from your terminals.

- **Was your vehicle in PARK/NEUTRAL?**

If vehicle is not in park (cars/trucks) or neutral (boats/powersports), this could be preventing you from starting the engine.

I followed the necessary steps but my engine is still unable to start.

Now what?

- **Does your Weego 44 have enough charge?**

You can use your Weego 44 at any level of charge but peak performance is best achieved with a fuller charge (greater than 80%, or 4 lights) - if operating at less than 80%, we suggest recharging your Weego 44, if possible.

- **Your engine may be too large/powerful for your Weego 44**

*Our batteries work hard to supply the power you need, but some engines demand more than your Weego 44 can give. You may want to try the next-larger Weego to better suit your needs. See **Engine Compatibility** (pages 12-13) to determine which Weego is best for you.*

- **Your vehicle battery may not be the issue.**

In most instances a dead battery is preventing an engine start, but there may be other functions in your vehicle that aren't working properly. Please refer to your vehicle owner's manual or visit your local service garage to determine what the issue may be.

My Weego 44 will not power on:

- *Connect your Weego 44 to the Wall or Car Charger provided. You will see blinking indicator lights once it begins to charge.*
- *If Weego 44 will not power on after a jump start, it needs to be connected to a charger to "reset" – this action only requires a few seconds on the charger.*
 - *Connect Weego 44 to provided Wall Charger*
 - *If on the road, connect Weego 44 to the Car Charger provided – even if your car battery is dead it may still have enough power to reset your Weego 44.*

ENGINE COMPATIBILITY

The larger the engine, the more power it's going to need from your Weego to start; for this reason, we offer a range of sizes to accommodate most engines so you can choose the model best fit for your vehicle.

Weego Jump Starters can be used on gas and diesel engines* as follows:

• JS6 Standard	Gas up to 4.6L	Diesel up to 2.4L
• JS12 Heavy Duty	Gas up to 6.4L	Diesel up to 3.2L
• Weego 44	Gas up to 6.4L	Diesel up to 3.2L
• JS18 Professional	Gas up to 9.6L	Diesel up to 4.8L

NOTE: Extreme cold temperatures affect battery performance. If you operate in these conditions for any length of time, consider the next-larger Weego.

The given estimates of Weego-to-engine compatibility are conservative: we base them on a situation in which your vehicle's battery is completely dead, and your Weego is the only battery supplying power to your engine. In reality most batteries aren't completely dead – they just don't have enough juice to turn over the engine on their own and need a little help from your Weego. Even so, we keep our estimates modest so that you have a greater chance at experiencing a successful jump every time.

*Engine sizes are approximate; power requirement will vary for each vehicle. Variations will occur based on multiple factors including:

- Temperature & condition of your vehicle's battery
- Condition of your engine
- Temperature of your Weego
- Charge of your Weego
- Compression ratio

LIGHTING

Your Weego 44 comes with a 500 lumen LED flashlight. For those that have no idea what that means, it's REALLY intense – most flashlights are less than 300 lumens!

Power on your Weego 44, then briefly press and release the flashlight button to initiate the following sequences:

- 1st click: Normal
- 2nd click: Strobe
- 3rd click: SOS
- 4th click: OFF

Your Weego 44 will give you **up to 14 hours of flashlight time** and **up to 28 hours of strobe & SOS light** on a full charge.



You can also skip directly to the OFF position by holding down the flashlight button.

USB & LAPTOP CHARGING

PHONES, TABLETS & OTHER USB DEVICES

Charge your phone, tablet and other portable devices with your Weego 44 using your own USB charging cord. Your Weego 44 comes equipped with **Detect-o-Matic™** USB Charging. This intelligent charger communicates with

your device to detect and deliver the fastest-possible charge. It allows for multiple charging options: 5V, 9V or 12V at 2.4A output. This means that it will charge as fast as, or even faster than, your device's original charger.

To charge your devices, plug your charging cord into your Weego 44 USB port, and connect to your device. Power on your Weego 44 (if not already on) and start charging!



USB Charging Port

LAPTOPS

Weego 44 comes equipped with a 19V **(BLUE)** Laptop Port. Weego laptop adapters are compatible with most popular PC-based laptops. Adapters are sold separately and can be found online at myweego.com.



19V **BLUE** Laptop Port



Laptop Adapters
Item# AC023

POWERING 12V ACCESSORIES

Weego 44 has a 12V (**BLACK**) Accessory Port. Optional Weego 12V accessories allow you to power a wide range of tools and devices like air compressors, SAE electronics, an OBDII and more! 12V accessories are sold separately and can be found online at myweego.com.



12V **BLACK** Accessory Port



12V DC Adapter
Item# JSFSA



SAE 12V DC Adapter
Item# JSSAE



OBDII 12V Memory Saver
Item# JSOBD

OPTIONAL ACCESSORIES

We also offer **Jump & Trickle Charge Tethers** that give you easy access to those hard-to-reach battery terminals - perfect for boats, ATVs, motorcycles and more!

The tethers are also equipped with fuse and diode protections and an SAE adapter so you can connect to your battery maintainer with the same cable you use for jump starting! Tethers are sold separately and can be found online at myweego.com.



IMPORTANT SAFETY INFORMATION

Read all instructions and warnings prior to using this product. Improper use of this product will void your warranty and may result in product damage, excess heat, toxic fumes, fire, and other unsafe situations for which Weego is not responsible.

- Do not expose your Weego 44 to excessive heat or fire.
- Do not use this product where there are flammable fumes, gases or liquids present.
- Do not submerge your Weego 44 in liquid.
- Never open or disassemble your Weego 44. There are no user-replaceable parts inside your Weego 44.
- Do not crush, puncture, or penetrate your Weego 44.
- Do not insert foreign objects into any ports on your Weego 44.
- Your Weego 44 must be disposed of properly when it is no longer able to be used. You must recycle your unit at a local lithium-ion recycling facility. To find your nearest facility, call 1-800-822-8837.
- If there are any problems with the product, a malfunction occurs or in the extremely unlikely event that any liquid seeps from your Weego 44, discontinue use immediately and place the unit outside. If any liquid comes in contact with any part of your body, wash with cold running water and consult a doctor. Please contact us immediately at support@myweego.com.

WEEGO 44 OPTIMAL TEMPERATURE RANGES

All lithium-ion batteries have recommended temperature ranges for different scenarios - there's one for using your product, one for recharging your product and one for storing your product. All should be adhered to ensure the safety, longevity and/or performance of your Weego 44:

	Optimal Range	
For USING your Weego 44:	-4 °F to 140 °F -20 °C to 60 °C	<i>Extreme-low temps will hinder performance, while high temps pose a safety risk.</i>
For RECHARGING your Weego 44:	32 °F to 114 °F 0 °C to 46 °C	<i>Lower than 32 °F produces a slow charge, while higher than 114 °F poses a safety risk.</i>
For STORING your Weego 44:	-4 °F to 86 °F* -20 °C to 30 °C*	<i>When not in use, storing your Weego 44 within this range retains its longevity. At high temps your battery ages much faster.</i>

**DO NOT store your Weego 44 in any location in which the temperature can exceed 140 °F (ie. inside an enclosed vehicle on a hot day).*

To further elaborate . . .

Cold temperatures freeze the chemicals inside *all* batteries (including cell phone batteries) and hinder their performance (or stop it all together). Moving your battery to room temperature, such as inside your home, reverses the effects.

Hot temperatures are never good for *any* battery, be it your Weego 44, cell phone, tablet, etc. – they can diminish the lifespan of your battery, or worse, pose a safety risk to you and your device.

CRAZY LONG 18-MONTH WARRANTY

To activate your 18-month warranty, please register your Weego online at myweego.com/product-registration.

For warranty service, contact myweego.com/support or support@myweego.com.
DO NOT return product for warranty service to your retailer.

WHAT THIS WARRANTY COVERS: **WEEGO** sells its products with the intent that they are free of defects in material and workmanship under normal use and service for a period of 18 months from the date of original purchase, except as noted below.

This warranty extends only to Consumers and specifically does not extend to Retailers, sellers or their agents or employees. Weego does not authorize anyone, including, but not limited to, Retailers, the subsequent consumer purchaser of the product from a Retailer or remote purchasers, to obligate Weego in any way beyond the terms set forth herein.

This warranty does not cover damage caused by misuse or abuse; accident; alteration to the product; attachment of any unauthorized accessory; improper use of an electrical/power supply that causes malfunction; loss of power; dropped or crushed product; malfunction or damage of an operating part from failure to provide manufacturer's recommended maintenance; tampering with or attempt to modify the product; unauthorized opening of the product; transportation damage; theft; neglect; vandalism; environmental conditions; loss of use during the period the product is at a repair facility or otherwise awaiting parts or repair; or any other conditions whatsoever that are beyond the control of Weego.

This warranty is effective only if the product is purchased and operated in the country in which the product is purchased. A product that requires modifications or adaptations to enable it to operate in any other country than the country for which it was designed, manufactured, approved and/or authorized, or repair of products damaged by these modifications is not covered under this warranty.

This warranty does not extend to the purchase of opened, used, repaired, repackaged and/or resealed products, including but not limited to sale of such products on Internet auction sites and/or sales of such products by surplus or bulk resellers. Any and all warranties or guarantees shall immediately cease and terminate as to any products or parts thereof which are repaired, replaced, altered, or modified, without the prior express and written consent of Weego.

Weego shall not in any way be liable to you or any third party for any damages you or any third party may suffer as a result of use, intended or unintended, or misuse of this product in conjunction with any device, equipment or accessory other than the appropriate device or equipment for which this product is designed. Weego will not be responsible for any damages you or any third party may suffer as a result of misuse of this product outlined above. If you are responsible for this product's use with any unintended device and damages result from such use, you agree to indemnify Weego for any resulting injuries to any third parties.

WHAT WE WILL DO TO CORRECT DEFECTIVE PRODUCT: If Weego determines that a returned product has a defect in manufacture or workmanship under normal use, Weego will, at its sole discretion, repair or replace the defective part or parts, or if necessary, provide a like or comparable product from its product line. Weego will repair or replace the defective product free of charge and return the product to the stated consumer's US address only, free of charge. If replacement parts for defective materials are not available, Weego reserves the right to make comparable product substitutions in lieu of repair or replacement. No refunds will be given. If Weego determines that the product is not defective, it will return the product to the consumer at the consumer's expense.


HOW DO YOU GET SERVICE: Keep a copy of your purchase receipt and you must register your purchase at myweego.com/product-registration to activate the warranty. Failure to register your product and to provide proof of purchase may void the warranty. Check for the latest product updates at myweego.com when registering your purchase or when obtaining service. To obtain warranty service, contact our **Weego Customer Support Specialist**:

by email: support@myweego.com via online: myweego.com/support

Do not return product for warranty service to your Retailer. Please make sure to have the model number and serial number recorded when communicating with the Specialist. The Specialist will provide direction on how to return the defective product for service. Weego must be notified of claim within warranty period and in writing. Weego must receive product within 10 days after consumer notified Weego of a possible claim.

REMEDIES: The warranty provided herein shall be the sole and exclusive warranty. There shall be no other warranties express or implied, or any other obligation on the part of the company with respect to products covered by this warranty. Weego shall have no liability for any incidental, consequential or special damages. In no event shall this warranty require more than the repair or replacement of any part or parts which are found to be defective within the effective period of the warranty.

HOW STATE LAW MAY RELATE TO THE WARRANTY: This warranty provides you with specific legal rights. You may have additional rights which may vary from state to state. Because of individual regulations, some of the above limitations and exclusions may not apply to you.

WARNING:  Read all instructions and warnings prior to using this product. Improper use of this product may result in product damage, excess heat, toxic fumes, fire or explosion, for which Weego is not responsible.

1. Do not expose product to heat sources, extended direct sunlight or other high-temperature or high-humidity environments. Keep in a cool, dry place at all times.
2. Avoid drops and impacts to the product.
3. Do not disassemble, attempt to repair or replace any part of the product.
4. Do not attempt to charge the product using any other method, equipment or connections other than those noted in the instructions.
5. If the product becomes excessively hot during use, is emitting odor, deformed, abraded or is experiencing abnormal performance, immediately discontinue use and contact us at myweego.com/contact-us.
6. If this product is intended to be used by a minor, purchasing adult agrees to provide detailed instructions and warnings to any minor prior to use. Failure to do so is the sole responsibility of purchaser, who agrees to indemnify Weego.
7. Never dispose of the product in the garbage. This is unlawful under state and federal environmental laws and regulations. Always take used lithium-ion batteries to your local battery recycling center.

FCC COMPLIANCE

Warning: Changes or modifications to this unit not expressly approved by the party responsible for compliance could void the user's authority to operate the equipment.

Note: This equipment has been tested and found to comply with the limits for a Class B digital device, pursuant to Part 15 of the FCC Rules. These limits are designed to provide reasonable protection against harmful interference in a residential installation. This equipment generates, uses, and can radiate radio frequency energy and, if not installed and used in accordance with the instructions, may cause harmful interference to radio communications. However, there is no guarantee that interference will not occur in a particular installation. If this equipment does cause harmful interference to radio or television reception, which can be determined by turning the equipment off and on, the user is encouraged to try to correct the interference by one or more of the following measures:

- Reorient or relocate the receiving antenna.
- Increase the separation between the equipment and receiver.
- Connect the equipment into an outlet on a circuit different from that to which the receiver is connected.
- Consult the dealer or an experienced radio/TV technician for help.

If you want to read this warranty in a normal font size, visit myweego.com/warranty

TELL US OR SHOW US HOW YOU WEEGO



facebook.com/myweego



[@myweego](https://www.instagram.com/myweego)



[@myweego](https://twitter.com/myweego)



youtube.com/myweego

© 2016. Weego is a brand of Paris Corporation. Patents Pending. All Rights Reserved. Rev 07/16

myweego.com