




CORRECTIVE ACTION FOR SQUEAKING 2 X 3 GEAR PACKS






Step 1 - Loosen both gear pack bolts, (Fig. 1, A and B) until tension is off of the gear pack.

Step 2 - Using a manual pump oil can, pump 2-3 squirts of synthetic motor oil* onto gear pack drive shaft in lubrication points C (Fig. 2), D (Fig. 3) E, F, G and H (Fig. 4).

NOTE: Do not lubricate rack or pinion gear teeth. Lubricate drive shaft only.

Step 3 - Extend and retract slideout arms several times to work lubricant through gear pack.



* LCI recommends Mobil One Fully Synthetic 10W-30 Motor Oil to lubricate gear pack.