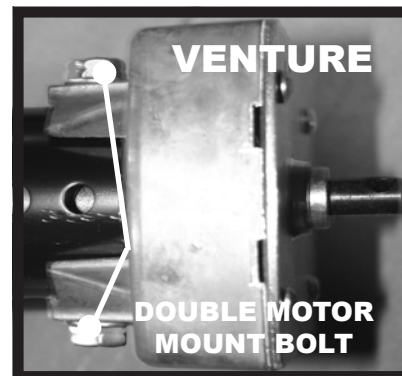







LCI ELECTRIC ACTUATOR PHYSICAL IDENTIFICATION



WIRING INSTRUCTIONS - VENTURE: RED LEAD - EXTEND SIDE OF SWITCH
BLACK LEAD - RETRACT SIDE OF SWITCH

WIRING INSTRUCTIONS - TUSON: RED LEAD - RETRACT SIDE OF SWITCH
BLACK LEAD - EXTEND SIDE OF SWITCH