




**LCI ABOVE FLOOR ELECTRIC SLIDEOUT MOTOR PHYSICAL IDENTIFICATION**





**VENTURE**

**SILVER GEAR HOUSING**



**TUSON**

**BLACK GEAR HOUSING**



WIRING INSTRUCTIONS - VENTURE: RED LEAD - EXTEND SIDE OF SWITCH  
BLACK LEAD - RETRACT SIDE OF SWITCH

WIRING INSTRUCTIONS - TUSON: RED LEAD - RETRACT SIDE OF SWITCH  
BLACK LEAD - EXTEND SIDE OF SWITCH