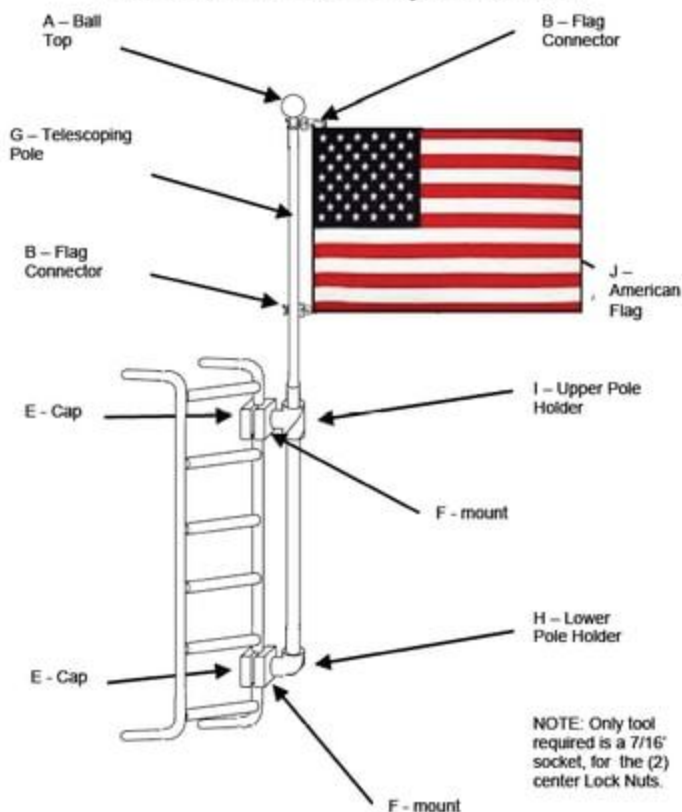
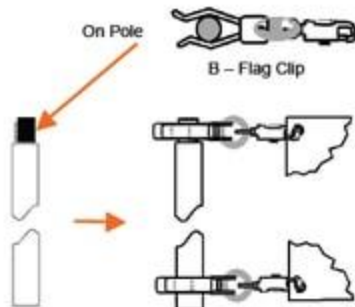


Parts List & Assembly Instructions



Clip Installation

Note: It's important for clip "B" to clip over the black plastic piece on the end of pole. Clips should not be removed after initial installation.



Mount Installations

C - Lock Nuts go into molded hex in Cap. (8) places.

D - Hex bolts are Pre-installed in Mount F

K - Cap Screws go into Mount. (8) places

C - Lock Nuts go into Cap & Twist after Mount & Cap are on Ladder. (2) places.

NOTE: 7/16" socket required, for the (2) center Lock Nuts.

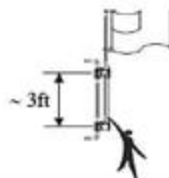
Noise Reduction

Lay Velcro into Twist, (2) places to reduce pole noise if needed.



Height Setting

Install the Upper Holder on the Right Side of the ladder, near the top of the Ladder about 3 ft from the Lower Holder. This may vary depending on the individual RV ladder.



Install the Lower Holder within your reach, without climbing the Ladder. You should be able to install the Pole from the ground level. The Lower Holder will set the overall height of your flag pole.

Legal: Imtyris is not responsible or liable for any damage to any surface or structure where Flag Pole Buddy is used. Imtyris is not responsible or liable for any injuries incurred by the installer or any persons in the vicinity the Flag Pole Buddy system. Imtyris is not responsible for any damages or injuries occurring from any misuse of the Flag Pole Buddy System. Imtyris is not responsible or liable for any injuries occurred during installation or use of the Flag Pole Buddy products.

Note: Each application of the Flag Pole Buddy is unique based on customer mounting requirements; your Flagpole Buddy experience may be different in each application.

Customers Satisfaction Guarantee: If you're not happy..... we're not happy. If the product you receive from Imtyris is not to your liking we will make every effort to compensate you, so you become a happy customer.
Imtyris LLC

Safety: Do not drive with pole inserted in Holders. Do not put up in high winds. Do not install pole near power lines. Do not use Mounts, Holders or Pole as a handle. Do not hang any item from mounts. Take down in high winds. Take down if Lighting is possible. Always use extreme caution when climbing the Ladder. It is not recommended to fly a flag over 3' x 5'.