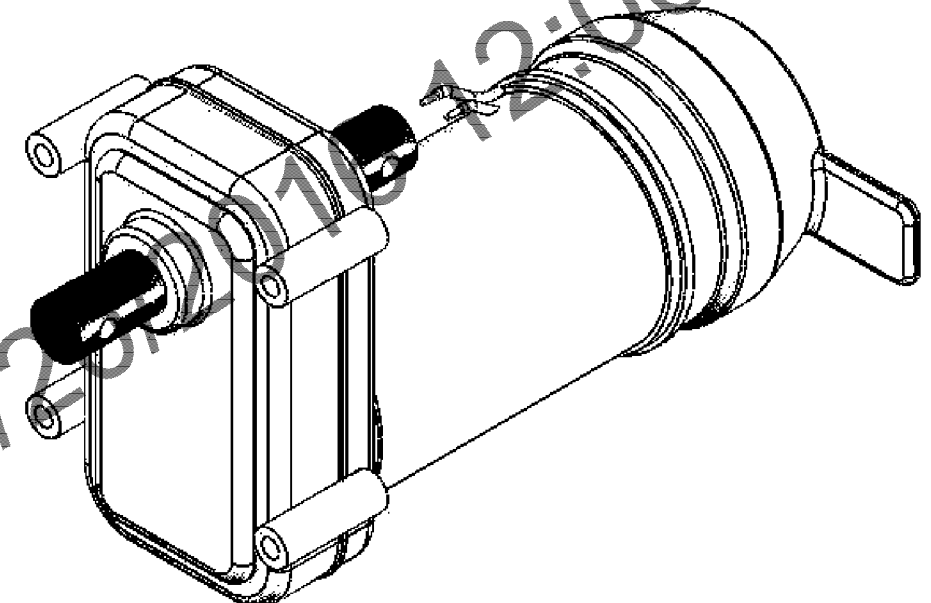


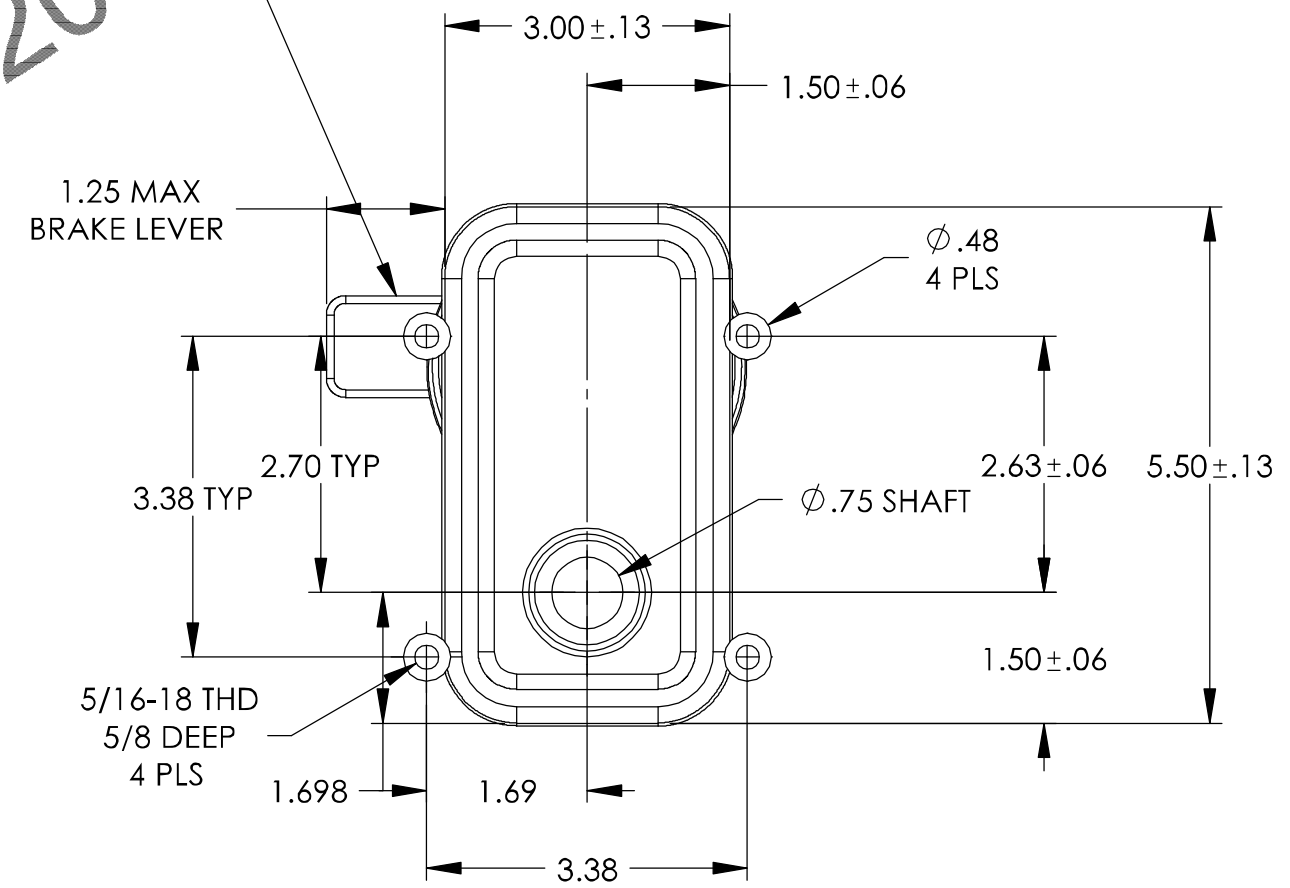
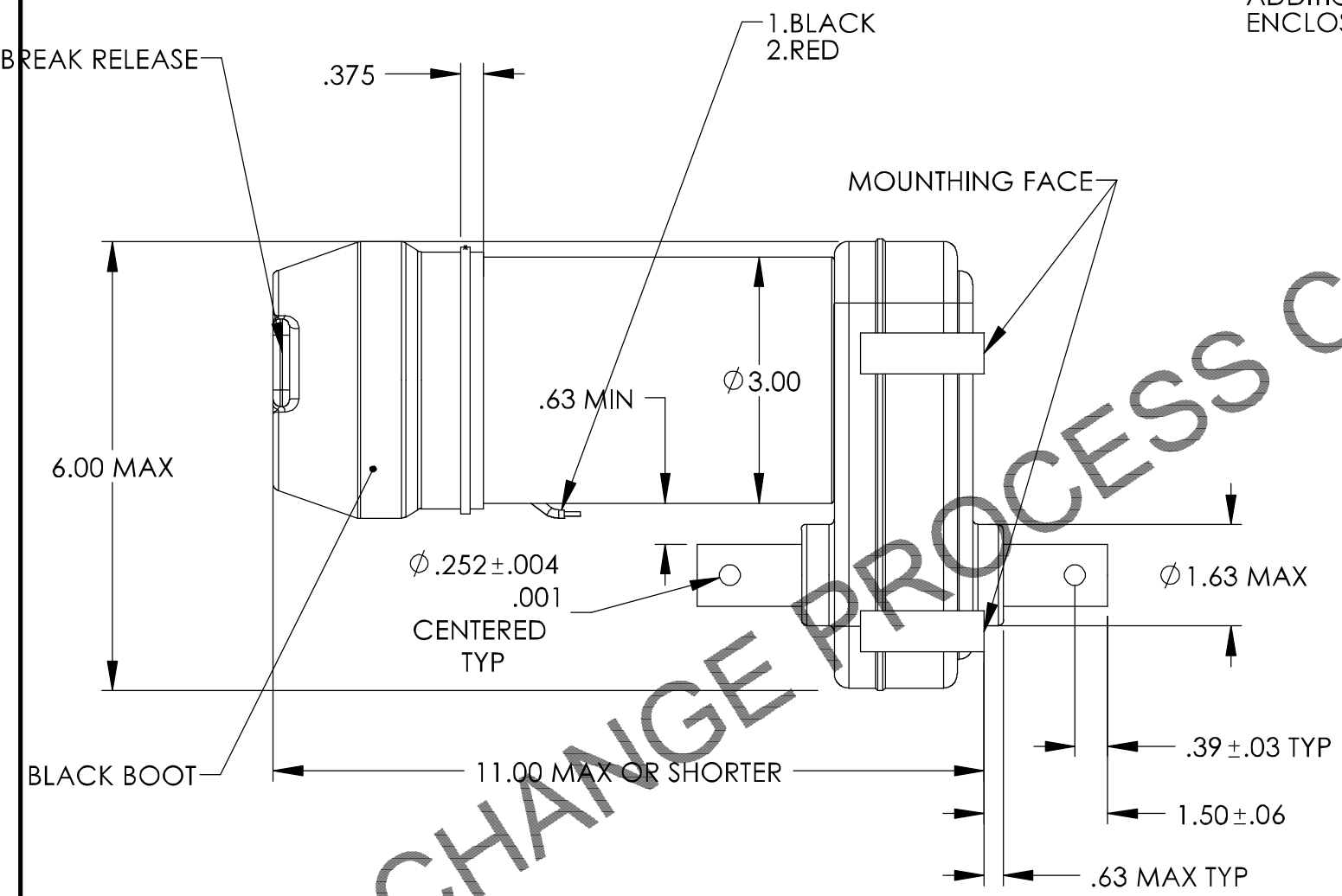
NOTES:

- 12V DC PERMANENT MAGNET PARALLEL SHAFT OR RIGHT ANGLE GERMOTOR
DUTY CYCLE: INTERMITTEN
- MOUNTING METHOD : FACE MOUNT SEE PATER BELOW
SEALING CONDITION : FULLY SEALED AGAINST SPLASH
LEADS: 14 GAUGE X 12" LONG USING UL OR CSA LISTED 125 °C WIRE
SHAFT ROTATION: RED WIRE LEAD +12V CW ROTATION, VIEW FROM FACE MOUNT
DATE STAMP UNIT BY SUPPLIER
OPERATION CONDITIONS
400 IN-LBS @ 15 AMPS MAX AND 15 RPMS MIN
MOTOR BRAKE TO DISENGAGE AT 9-14 VDC WITH MANUAL OVERRIDE AND LOCKING LEVER
500-IN LBS MIN OF HOLDING TORQUE ON OUTPUT SHAFT AND MUST BE ABLE TO BACK DRIVE (MANUALLY OVERRIDE)
OUTPUT SHAFT WITH 360 IN-LBS MAX
STALL CURRENT 55 AMPS MIN
- INTERNAL SPECIFICATIONS
TENV CONFIGURATION
SLEEVE BEARING MOTOR & GEAR UNIT
INTERNAL BRUSHES
GREASE LUBRICATION
- TEST SPECIFICATIONS
SALT SPRAY TEST PER STM B-117 FOR 150 HOURS
- VENDOR: BOSHAN

REVISION HISTORY					
REV	DATE	DESCRIPTION	ECN	DWR	APVD
A	5/18/2015	RELEASED TO PRODUCTION	ECN-SP-NP-24970	MTH	
B	11/19/2015	REDRAWN	ECN-SP-DE-15988	MLL	JL
C	6/24/2016	MOVE WIRES ON MOTOR TO AVOID THE PLUG HITTING SHAFT IN 387490, UPDATE SHEET TOLERANCE	CA-0028944	KSW	JL



MANUAL BRAKE RELEASE
W/ DETENT HANDLE & AN
ADDITIONAL LOCKING LEVER
ENCLOSED IN A RUBBER BOOK COVER



TITLE: GERMOTOR DS HT W/O PIN-B (130-1161)		UNLESS OTHERWISE SPECIFIED 1. ALL DIMENSIONS ARE IN INCHES BREAK SHARP EDGES & DEBURR 2. MATERIAL & FINISH TO BE AS NOTED OR SUBSTITUTED WITH AN APPROVED AND TESTED EQUIVALENT		TOLERANCES (EXCEPT AS NOTED) DECIMAL .X ± .1 .XX ± .03 .XXX ± .015 FRACTIONAL ± 1/16 ANGULAR ± 1°				THE INFORMATION CONTAINED IN THIS DRAWING IS THE SOLE PROPERTY OF LIPPERT COMPONENTS, INC. ANY REPRODUCTION IN PART OR AS A WHOLE WITHOUT THE WRITTEN PERMISSION OF LIPPERT COMPONENTS, INC. IS PROHIBITED.	
REFERENCE NUMBER: PG: 130-1161	MATERIAL TYPE:	SURFACE QUALITY:	DECIMAL:	FINISH 125/	DWG. NO. 386338	SIZE B	DATE: 5/18/2015	REV. C	
FINISH GOOD WEIGHT:					DRAWN BY MTH	CHECKED BY MTH	APPROVED BY	SHEET 1	OF 1