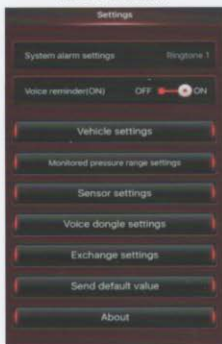


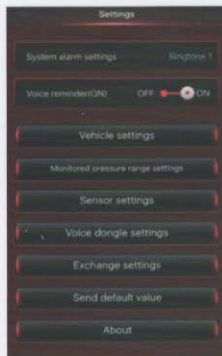
iOS version



Pic 27a

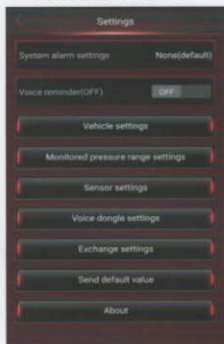


Pic 28a

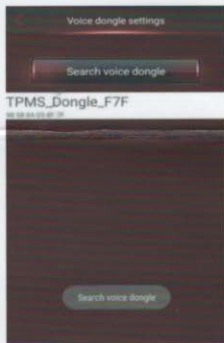


Pic 29a

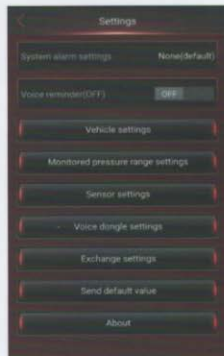
Android version



Pic 27b



Pic 28b



Pic 29b

Voice Dangle Set Up:

NOTE: Recommended for 5V/2A car USB power adapter.

NOTE: If kit is purchased with the dongle it will already be paired to the sensors.

1. To pair dongle to sensors, press the red voice dangle button for 1.5 seconds. When you hear “beep,” unit is in the Bluetooth pairing mode (LED flashes Red and Blue light).

2. Enter “Voice dangle settings” function. (Pic 27a/b)

Click “TPMS_Dongle_sn” (random serial number)
(Pic 28a/b).

3. The App will automatically download the settings when you hear “Setup completed”.
(Pic 9a/b)

When writing data, do not remove the voice dongle.

Mute/ Un-Mute: Press the red button to mute. Press the red button again or wait 10 minutes for the mute function to cancel automatically.

Double click: Tire Status Report.