



It's from Blue Ox. So you know it's built tough.

BedSaver™

OPERATOR AND
INSTALLATION MANUAL

BXR4800
CURT 20K

Serial Number



Unless otherwise specified, the bedsaver will NOT work with aftermarket pin boxes. See fit list.

TO BE VALID, THE WARRANTY CARD MUST BE COMPLETED IN ITS ENTIRETY BY AN AUTHORIZED DISTRIBUTOR OR DEALER AND SENT TO AUTOMATIC EQUIPMENT MFG. CO., PENDER, NEBRASKA OR REGISTERED ONLINE AT www.blueox.com. FAILURE TO DO SO WILL VOID THE WARRANTY.



Safety Information

SPECIAL DANGER MESSAGE

The act of uncoupling your fifth wheel trailer from your tow vehicle is, singularly, the most dangerous act to be performed when RVing. Many accidents have occurred where broken bones, severed limbs and even death by crushing have resulted from inadvertently dropping the fifth wheel trailer when a person has placed part of his/her body between the tow vehicle and the frame of the fifth wheel trailer. All of these accidents are completely avoidable by following a few simple rules, even without installing the BedSaver™ on your hitch.

- * Chock your trailer wheels.
- * Extend your front jacks until you see no weight is on the hitch.
- * NEVER place any part of your body between the trailer frame and tow vehicle or hitch.
- * NEVER allow any helper or observer to place any body part between the trailer frame and tow vehicle or hitch.

BedSaver™ prevents damage to your tow vehicle when an inadvertent release happens. BedSaver™ may NOT prevent injury to someone violating the simple rules above.

For everyone's good, and for a safe and happy RVing experience, follow the above rules and NEVER COMPROMISE them.

Safety Information

- 1) Blue Ox™ strongly recommends dealer installation and/or by a certified technician.
- 2) DO NOT ATTEMPT TO INSTALL THIS PRODUCT WITHOUT FIRST READING THESE INSTRUCTIONS.
- 3) WARNING! FAILURE TO INSTALL THIS PRODUCT PROPERLY CAN RESULT IN DAMAGE TO YOUR FIFTH WHEEL TRAILER, TOW VEHICLE, FIFTH WHEEL HITCH AND/OR CAUSE BODILY INJURY.
- 4) This product is not designed or intended for use with fifth wheel trailers having a pin weight of 4000 pounds or more.
- 5) Your BedSaver™ should be inspected for damage after each incident. Note: An incident is defined as any time a BedSaver™ catches your trailer.



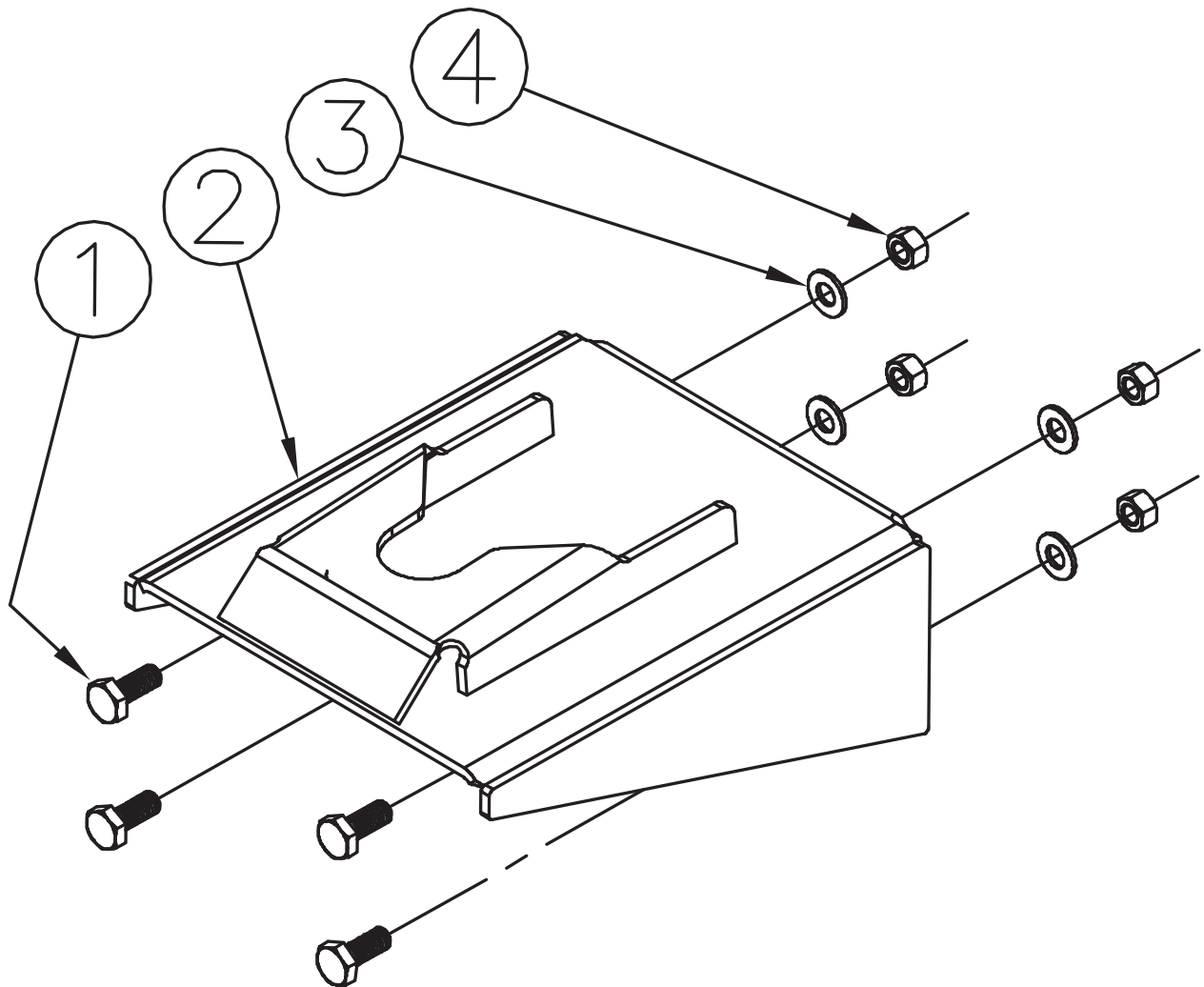
Parts List

Ref. No.	Qty.	Part #	Description
1	4	201-0776	1/2-13 X 1 1/4 HEX BOLT, GRD. 8
2	1	61-6536	WELDMENT, BRACKET, BXR4800
3	4	203-0005	1/2 FLAT WASHER, ZP
4	4	202-0094	1/2-13 HEX NYL. INS. LOCK NUT, ZP

WARNING

- USE ONLY GENUINE FACTORY REPLACEMENT PARTS -



Do NOT substitute homemade or non-typical parts. This may cause your carrier to fail and result in injury or death. If repair parts or components are needed, you may order them through your nearest Blue Ox® Dealer or Distributor, or call our 24/7 Customer Care Team at (402) 385-3051.






DO NOT INSTALL OR USE THIS EQUIPMENT UNTIL THE FOLLOWING OPERATING AND INSTALLATION INSTRUCTIONS HAVE BEEN READ AND UNDERSTOOD.

INSTALLATION




1. C-clamp the bracket of the BedSaver so that the BedSaver is centered from side to side. The dimension from the top of the fifth wheel head to the base of the BedSaver bracket is 5 inches.



2. Using the BedSaver as a template, mark the holes with a transfer punch.



3. Remove the bracket from the fifth wheel hitch. Using a .531 drill bit, drill all four holes. Note: (It is recommended to take the fifth wheel head off before drilling.)



4. Bolt the bracket to the fifth wheel hitch, insert 1/2-13 x 1 1/4" hex bolts, Grade 8, with flat washers and nylon insert lock nuts. Use a 3/4" socket with ratchet and a 3/4" open end wrench. Torque the bolts to 119 ft lbs.

To find the Blue Ox dealer nearest you,
visit www.blueox.com or call 888-425-5382.

Customer Service Commitment

Blue Ox® is focused on providing exemplary customer service, as observed in our mission statement and guiding principles. In accordance with this objective, Blue Ox® is proud to provide services such as repairs and general maintenance of Blue Ox® products at over 150 RV Rallies. Look for our Destination America or Blue Ox® service crews at the next rally or race that you attend. If you were not present, you will find an informative, personalized note explaining any services that may have been performed to your Blue Ox® products.

Blue Ox® also offers educational seminars at rallies and through our Parks and Resort teams. In addition, Blue Ox® customers visiting our factory may take advantage of free use of the well-equipped Blue Ox® RV park at no charge to you, our valued and appreciated customer.



Strong As An Ox™