

FURRION

26" CURVED GLASS ELECTRIC FIREPLACE

FF26C15A-BL



CLIMATESMART™



OVERHEATING
SAFETY CUT-OFF



TEMPERATURE
CONTROL SETTINGS



HEAT UP
TO 500sq.ft

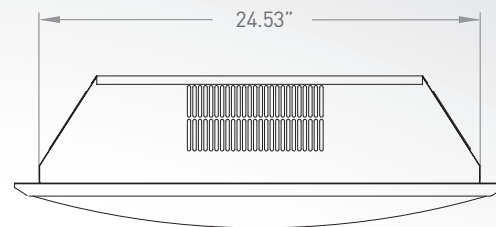
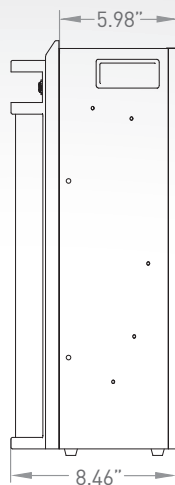



SIMULATED WOOD
WITH 4-LEVEL LED
FLAME TECHNOLOGY

- Close proximity sensor switches power off automatically
- Overheating safety cut-off; intuitive heat management system switches power off automatically
- Real wood with 4-level LED flame technology
- Wall-mounting bracket included
- 750W and 1500W climate control settings
- Heat area up to 500 square feet
- Remote control
- Climatesmart technology withstands extreme climates and temperatures



FF26C15A-BL | 26" CURVED GLASS ELECTRIC FIREPLACE



Specifications

Rated Voltage	110-120V
Rated Wattage = +5% AND -10%	1500W
Power Cord Type	UL plug
Overall Power Cord Length	1.8M
Max Operating Noise Level	50dB
Heating Element Type	Heating wire
Fan Blade Type	Overflowing fan
Fan Blade Material	Aluminium
Motor Type	Class E
Motor RPM	1200 RPM
Limiting Thermostat Type	AUT-95P
Limiting Thermostat Value	Tolerance of thermostat is $\pm 37^{\circ}\text{F}$
Thermal Fuse	✓
Adjustable Thermostat	✓
LED control board	LED control board
Timer	✓
Remote Type (IR or RF)	IR
Accent Components	Metal+Resin+Glass

Features

4 flame effect setting	✓
3 heat setting	✓
Timer setting	✓
Temperature setting	✓
Remote control	✓
Slide out sensor	✓
Proximity sensor	✓

Dimensions

Product Size	27.3" x 8.5" x 21.2"
--------------	----------------------

Packaging

Packaging type	Brown Carton Box
Quantity per box	1
Master Carton Dimensions	29.6" x 11.2" x 24.3"
Master Carton Gross Weight (lb)	
Master Carton Net Weight (lb)	

Box Container Qty

20' - Box Container Qty	207
40' - Box Container Qty	435
40'H - Box Container Qty	504