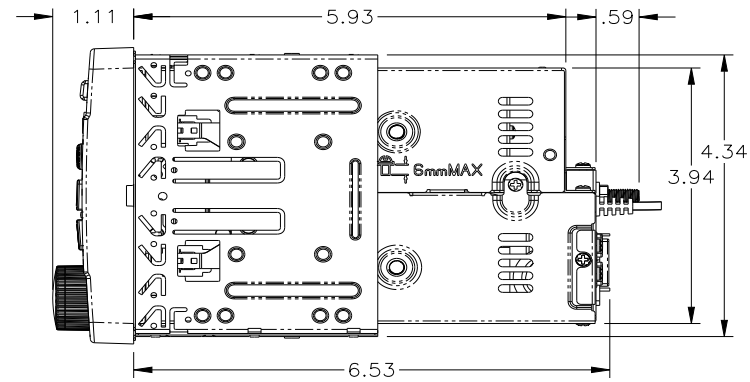
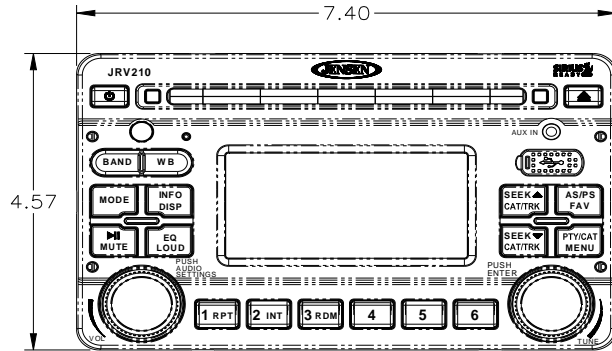


**JRV210**



**Features:**

- 2.0-DIN Chassis with Fixed Face and mounting sleeve
- 12VDC 3-wire Power System (Constant, Switched, Ground)
- Full Dot-Matrix Display (Multi-Line Display Capability)
- White LED Backlit Display w/ Blue Backlit Controls
- Encoder Knob Volume and Tuning Controls
- Electronic AM/FM Tuner (US/Euro selectable)
- RBDS with PTY search
- Auto-Store (AS) and Preset Scan (PS) 18 FM presets / 12 AM presets
- NOAA 7-Channel Weather Band w/ SAME Technology
- Electronic CD Skip Protection (ESP) for 30 second.
- Plays Audio CD, CD-R, CD-RW MP3 w/ID3 Tag and WMA
- USB 2.0 (front panel connection) Playback of MP3 and WMA
- Aux Audio Input (Rear Chassis RCA and Front Panel 3.5mm)
- SIRIUS Satellite Radio Ready (Gen 3.0) w/ Song Seek
- iPod Ready (Full Control + Charging) (Requires Jensen iPod Adapter)
- EQ Presets: Flat, Rock, Pop, Classical, User settings
- Wireless Remote Ready (Remote(s) sold separately)
- 4 x 50W Max Audio Output Power
- External IR Remote Receiver Ready
- Rear Channel Pre-Amp Audio Output
- Audio Mute
- Beep Confirmation Tone (user selectable Off/Beep/Click)
- Clock
- Selectable Standby Display Mode
- Adjustable Display Settings (Brightness, Contrast)

**Specifications:**

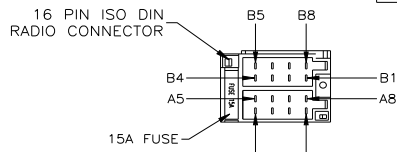
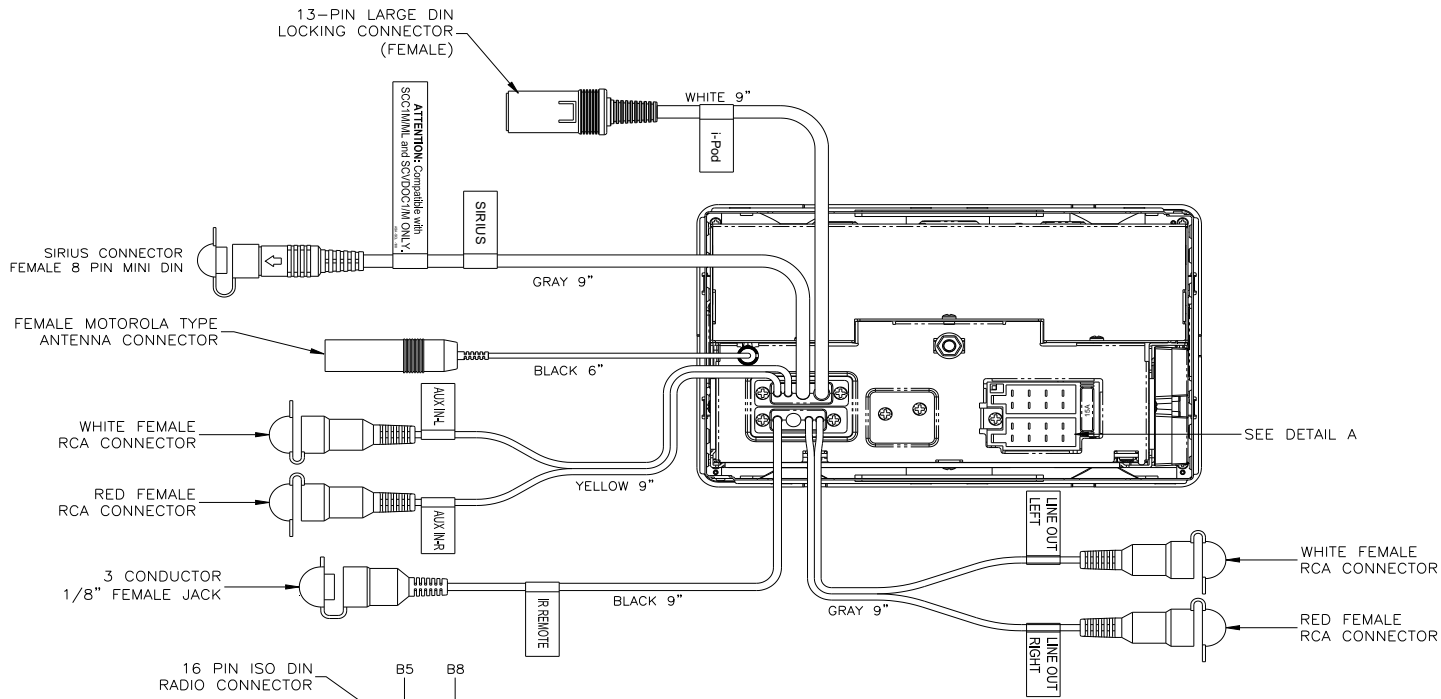
**General Specifications**

Power System	12V DC	
Operating Voltage Range	10V to 16V	
Current Draw @ 12V	Idle	13 mA
	Nominal	2.0 A
	Maximum	10.5 A
Operating Temperature Range	-4°F to 149°F	-20°C to 65°C
Storage Temperature Range	-22°F to 158°F	-30°C to 70°C
Maximum Relative Humidity	95 %	
Product Weight (unpacked)	4.75 Lbs.	

**Performance Specifications**


FM Sensitivity	1.4 uV	
AM Sensitivity	24 uV	
CD Frequency Response	20 Hz to 20 kHz	
CD Signal to Noise	70 dB	
CD Skip Threshold (Random Freq. Profile)	>1.6 g	
Compatible CD Formats	Audio CD, CD-R, CD-R/W, MP3, WMA	
Output Power	RMS	23 WRMS x 4
	Maximum	50 W x 4
Total Harmonic Distortion	0.5%	
Applied Test Suite	ASA ES0001	
Regulatory Certification	FCC Part 15B	

**IO's and Connections**



DETAIL A  
SHOWN FROM PIN VIEW

PIN NO.	DESCRIPTION
A1	RIGHT REAR SPEAKER (+)
A2	RIGHT FRONT SPEAKER (+)
A3	LEFT FRONT SPEAKER (+)
A4	LEFT REAR SPEAKER (+)
A5	LEFT REAR SPEAKER (-)
A6	LEFT FRONT SPEAKER (-)
A7	RIGHT FRONT SPEAKER (-)
A8	RIGHT REAR SPEAKER (-)
B1	NO CONNECTION
B2	NO CONNECTION
B3	POWER ANTENNA
B4	+12V IGNITION/ACCESSORY
B5	GROUND
B6	BACKLIGHT DIMMER
B7	+12V BATTERY CONSTANT
B8	NO CONNECTION



RECOMMENDED HOLE CUTOUT