













Valve and Coil Replacement Chart for MTE Pumps

If your existing valve looks like this:	Replacement Valve	Replacement Coil	Comments
 <p>1745 - DV2 valve red knob with 1 row of holes</p>	 <p>3073</p>	 <p>3074</p>	<p>This is not a direct replacement. Must replace both valve and coil Use Part number 7827.</p>
 <p>1717 DV1 valve red knob 3 rows of holes</p>	 <p>1717</p>	 <p>1746</p>	<p>This is a direct replacement</p>
 <p>1716 Cartridge Valve Manual Override</p>	 <p>3073</p>	 <p>3074</p>	<p>This is not a direct replacement. Must replace both valve and coil Use Part number 7827.</p>
 <p>1131 Cartridge Valve Non-Manual Override</p>	 <p>3073</p>	 <p>3074</p>	<p>This is not a direct replacement. Must replace both valve and coil Use Part number 7827.</p>